


- 1 Go to InstaPay Portal-> www.instapayportal.com
- 2 Log in introducing your **Username and Password**

- 3 At the Home Page, Click **International RTR**




3



- 4 Click the desired carrier

4

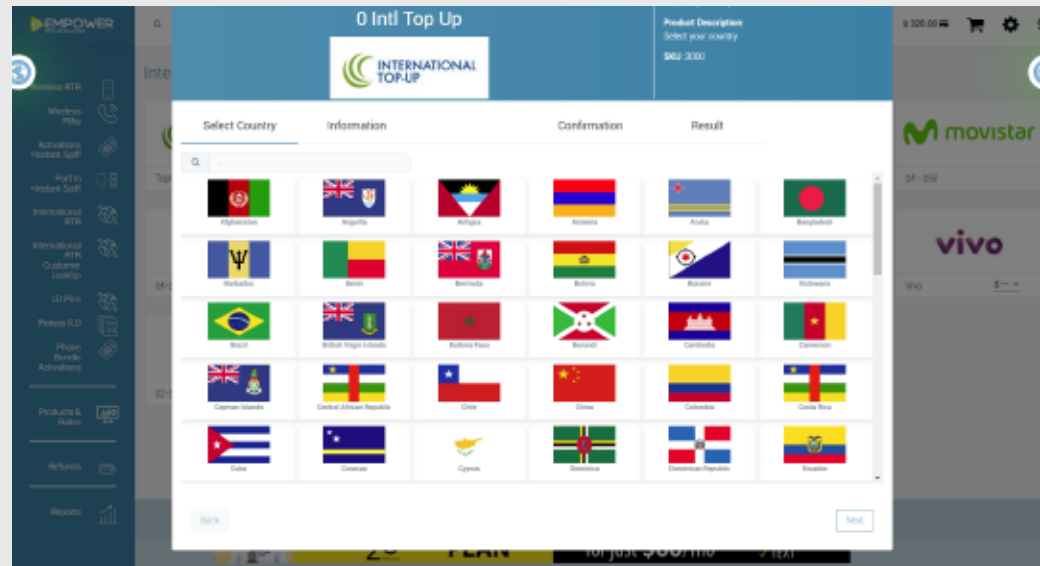


5 If you don't find the desired carrier, Click **TopUp by Country**



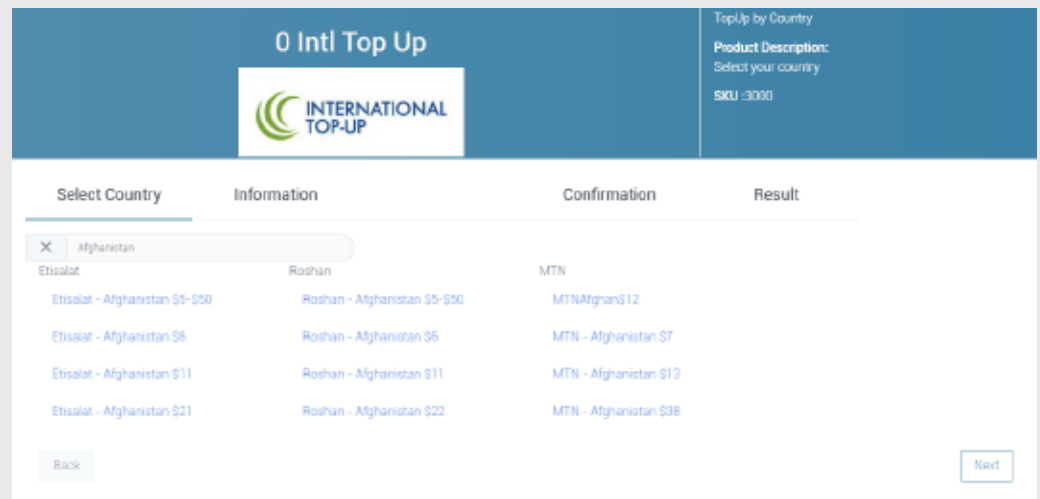
6 Click the desired Country

6



7 The products available for the selected country will be displayed

7



8 Select the desired product and amount

- 8 Telcel Mexico \$2
- Telcel Mexico \$3
- Telcel Mexico \$5
- Telcel Mexico \$10

9 Enter the Information requested and Click **Next**

10 Confirm the Purchase Information and Click **Purchase** to complete the transaction

9

2.00
Telcel Mexico \$2
SKU :31000025
\$ 2.00

Select Country Information Confirmation Result

Select a Prefix and Enter Phone Number
52 52

Amount
2.00

Back Next

10

2.00
Telcel Mexico \$2
SKU :31000025
\$ 2.00

Select Country Information Confirmation Result

IMPORTANT: Please check if the entered values are correct.

Phone Number 1234567890
Amount 2.00

Back Purchase